



13MP UHD CAMERA

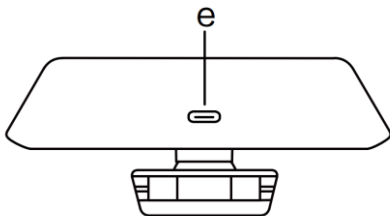
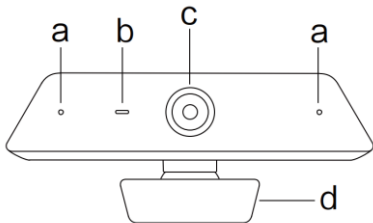
PVCCU13M201

Quick Start Guide

Version 1.0

EN Contents

General information	5
Operating instructions	5
Troubleshooting	7
Safety guidelines	8



- a. **EN** Microphone
- b. **EN** Indicator Light
- c. **EN** Camera Lens
- d. **EN** Camera Bracket
- e. **EN** USB Type-C Port

EN General information

Weight	0.155 kg
Dimensions (L * H * D)	116*54.3*48 mm
Interfaces	USB Type-C (Device) x 1
Camera resolution	UHD (30fps)
Pixel	13M
Image Sensor	1/3.06"SONY sensor
Output Format	MJPEG/YUY2/H.264
Field of view	DFOV: 79.8° HFOV: 67.8° VFOV: 53.1°
Digital noise reduction	2D, 3D noise reduction
White balance/Exposure	Auto/Auto
Backlight compensation	Support
Microphone quantity	2
Voice Pickup Range	0-4 m
Recommended OS	Windows 7, Windows 8, Windows 8.1, Windows 10, Linux, Mac OS
Package Contents	QSG, Warranty card, USB Type-C Cable
Warranty	1 year (service life: 2 years)

Operating instructions

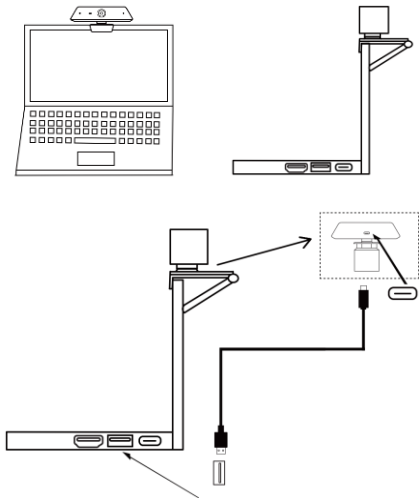
Connection

Please rotate the camera bracket to the direction to the back, as in the illustration.

Please use the dedicated USB cable to connect the product with the personal computer.

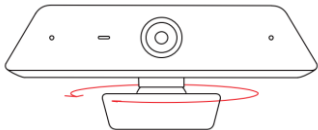
This device can also be mounted on a tripod.

This device supports Plug & Play function and does not require the installation of any additional drivers in compatible operating systems, which are mentioned above in the product description.

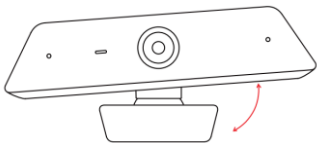


Rotation

Support 360° Rotation



Support A Tilting Angle ($\leq 10^\circ$)

**Troubleshooting**

Do not try to repair the device yourself, it may cause damage or injure. There are no user serviceable parts inside. Your device may only be repaired by Prestigio Specialist Service Centers.

Problem	Solution
<p>Problem when using the camera with online communication apps</p>	<p>Check for updates and make sure you are using the latest version of your online communication application. Make sure the microphone setting in the Sound Settings and Camera Settings in Video Settings is set to the current USB Video Device (please refer to the nameplate at the device).</p>
<p>A blank screen appears when launching the online communication application</p>	<p>After making a call, make sure the current camera is selected as the video device (please refer to the nameplate at the device).</p>
<p>Camera microphone does not work with online communication app</p>	<p>Select a sound setting option from the menu of the application you are using. Make sure the current device is selected as the microphone (please refer to the nameplate at the device). Check volume settings. Increase the volume if necessary.</p>

Safety guidelines

Before using and operating this device, please read thoroughly and comply with the following precautions in order to prevent accidents or abnormal operation.

1. DO NOT expose the camera to any heat source (such as electrical heater).

2. Normal operating temperature is 0-40°C, normal operating humidity is 10%-90%RH.
3. DO NOT place the product in dusty and humid environments.
4. DO NOT expose the equipment directly to the sun, lest the equipment temperature is too high to affect the normal use of the equipment.
5. The product and accessories may contain some small-part. Please place them beyond the reach of children in avoidance of swallowing danger.
6. Please use the standard power supply cable of this product.
7. The product is not waterproof, please keep it dry.
8. When the equipment is damaged, please do not disassemble it for repair, please call customer service to request for repair.
9. DO NOT insert any sharp or pointed object into the device.
10. DO NOT drop or hit the device to avoid damage to the device.

NOTE. All information contained herein is subject to change without prior notice to users. Up-to-date information and detailed descriptions of the device, as well as the connection process, certificates, and information about companies that accept quality claims and warranties, can be found in the instructions available for download at prestigio.com/use. All trademarks and brand names are the property of their respective owners. Information about the manufacturer and suppliers can be found on the packaging.

www.prestigio.com

